


KEF CARINA II



Carina II is a two-way, three drive unit loudspeaker of high efficiency capable of producing high quality sound loud enough to satisfy the needs of those who like to listen at realistic, live volume levels.

The unusual layout of the three drive units in which the high-frequency unit is mounted centrally between two identical low-frequency units was originally employed by KEF for professional high-level monitoring loudspeakers. The main benefits are higher efficiency due to the acoustic coupling between two closely spaced low-frequency units and remarkable stability of the stereo image as a result of the symmetrical sound radiation pattern — both vertically and horizontally — right through the audible spectrum.

The twin bass drivers bring other advantages including higher power output and reduced distortion, making Carina II an ideal loudspeaker for heavy rock music as well as new digital records and compact discs which have extended bass response.

A new type of high-frequency unit is employed with an extremely smooth frequency response and fluid-cooled voice coil to reduce volume compression at high sound pressure levels.


The dynamic capabilities of modern recordings are faithfully reproduced with a slightly forward presentation ensuring clear mid-range detail to complement the extended bass response.

Cabinet work is finished in top quality simulated walnut laminate with optional brown grilles in knitted cloth or microcellular foam. For those who prefer the grille-off technical look the front baffle is silk screen printed with smart graphics in a blend of brown, tan, orange and cream.

See overleaf for full technical description and data.

DIGITAL RECORDINGS

Carina II is perfectly suitable to reproduce compact disc and other types of digital recording, with full dynamic range.



KEF CARINA II

Carina II is designed to meet the challenge of the digital age in audio at a price which every music lover and audiophile can afford. It is a two-way system in which a computer-designed dividing network produces a "seamless" match between twin bass drivers and a single centre-mounted high-frequency unit. This arrangement produces not only directional characteristics which are symmetrical in both planes, but also ensures that the acoustic axis remains normal to the baffle surface at all frequencies. The influence of this arrangement is extremely beneficial in maintaining a convincing stereo image.

The twin low-frequency drivers are 200mm types with impregnated pulp cones and pressed steel chassis which have a large rim with inverted profile to ensure rigidity. The power handling capacity of the pair is prodigious, allowing the system to be rated at 150 watts. Carina II also uses KEF's unique series "C" loading technique which gives extended bass without the slightest risk of overloading by subsonic signals.

Crossover to the high-frequency unit is at 2.5kHz and a special computer design programme developed by KEF's engineers ensures the transfer of energy without distortion of musical timbres.

The high-frequency unit has an impregnated cloth dome diaphragm with a 25mm voice coil wound with high-temperature resins on to an aluminium former. Ferrofluid introduced into the magnetic gap provides additional cooling for the voice coil which not only reduces compression effects caused by high coil temperatures but also minimises the risk of thermal damage due to overloading.

The sensitivity of the Carina II is commendably high — making no great demands on the amplifier. When fully driven a pair can produce peak sound pressure levels up to 108dB in an ordinary living room.

There are no fussy matching problems with Carina II. Its impedance characteristic presents an easy load for any 8 ohm amplifier. Input connections are made to substantial 4mm binding posts that suit most low-loss super cables. Connection can also be made using 4mm banana plugs.

SPECIFICATION	TYPE SP 3017
Frequency range:	55Hz to 20kHz \pm 3dB at 2m on reference axis (-10dB at 45Hz and 30kHz)
Directional characteristics:	within 2dB of response on reference axis up to 20kHz for \pm 5° vertically up to 12kHz for \pm 20° horizontally
Maximum output:	104dB spl on programme peaks under typical listening conditions
Characteristic sensitivity level:	89dB spl at 1m on reference axis for pink noise input of 1W
Distortion:	Measured at 1m on reference axis at mean spl of 90dB, anechoic conditions Second harmonic: less than 1% from 70Hz to 20kHz Third harmonic: less than 1% from 60Hz to 20kHz
Enclosure type:	Closed box with third order low-frequency attenuation characteristic
Internal volume:	33 litres
Nominal impedance:	8 ohms
Maximum amplifier power: (see explanatory note*)	normal 80W, audiophile 150W
Minimum amplifier power:	normal 10W
Maximum continuous sinusoidal input:	20V rms from 80Hz to 2.5kHz reducing to 12V rms above 4kHz
Weight:	9.4kg (20.7lb)
Dimensions:	600(h) \times 300(w) \times 249(d)mm 23½(h) \times 11¾(h) \times 10(d)in.

*Amplifier Power:

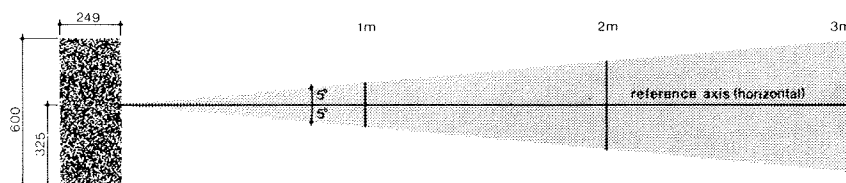
The maximum power input that can be applied safely depends on the type of programme and conditions of use.

Normal use: programme with limited dynamic range, e.g. VHF transmissions, pre-recorded tape cassettes, compressed pop records, etc.

Conditions of use include loud listening levels with power amplifier often driven into clipping and tone controls or equaliser used to significantly boost low and high frequencies.

Audiophile use: reproduction of wide dynamic range recordings, e.g. direct cut discs, compact discs and digital tapes.

Conditions of use include 'flat' replay characteristics with only occasional overloading of power amplifier.



This sketch indicates the limits of the listening window, in the vertical plane, within which optimum tonal balance and stereophonic effects will be perceived.

For best results the reference axis should be directed towards the listeners. It is therefore preferable to raise the loudspeaker above the floor. KEF stand ULS 40 is suitable for this purpose.

KEF reserves the right to incorporate developments and amend the specifications without prior notice, in line with continuous research and development.

KEF products are manufactured in England and distributed in the United Kingdom by:
KEF Electronics Ltd
Tovil
Maidstone
Kent ME15 6QP England
Telephone: Maidstone (0622) 672261
Telex: 96140

Distribution in the USA by:
Intratec
PO Box 17414
Dulles International Airport
Washington, DC 20041 USA
Telephone: (703) 435 9100

